










Name _____









Act Safely Around Dogs

There are safety rules every child should know. Some explain how to be safe around dogs. Following those rules can protect you from dog bites.

Can you read the information below? It explains how to behave safely around dogs. In a few places, pictures are used instead of words.

Sometimes you want to reach out and be friendly to a . But dogs do not always know that. They may worry that you will hurt them. They may think you want to take something from them. That is why you should not pet a dog who is . Never pet a dog who is protecting a  a , or her .

Is it OK to pet a dog who is with his ? First, ask the owner. Next, close your . Let the dog  the back of your hand. (That's how dogs get to know you.) Then gently  the dog.

What do you do if a strange  comes near you? What if the  is not there? Stand still, like a . Don't  or . If a dog knocks you down, curl up like a . Cover your . If you are  and calm, the dog will usually just sniff you. Then he will probably leave.

Write three rules you learned from this worksheet. You can write the rules as sentences. Or you can draw them as pictures.